

# WHITE RIVER

## 1860 MVX SPORTSMAN

**\$23,495\***

w/Mercury® 60 ELPT FourStroke  
& Custom Trailer

### MOTOR OPTIONS

Package w/Mercury 60 ELPT FourStroke.....	<b>\$23,495*</b>
Package w/Mercury 90 ELPT FourStroke.....	<b>\$24,995*</b>

\*Actual dealer price may vary. See your authorized White River Jon Boat dealer for more details including tax, title prep and destination charges. All prices shown in U.S. Dollars.

### SPECIFICATIONS

Length .....	19' 6"
Beam .....	.84"
Bottom width .....	.60"
Max. recommended HP .....	90 HP
Fuel capacity .....	19.2 gal.
Max. person capacity .....	4 persons
Max. person weight .....	575 lbs.
Max. weight capacity .....	1300 lbs.
Interior depth .....	16.75"
Transom height .....	.21"
Deadrise .....	7 degrees
Hull material .....	0.100 5052 marine alloy
Approx. weight .....	1440 lbs.
Approx. package weight .....	2555 lbs.
Package height .....	7'
Package width .....	7'
Towing length .....	23' 6"
Storage length .....	21' 10"

### STANDARD FEATURES

#### COMFORT, CONVENIENCE & PEACE OF MIND

- 5-year hull warranty
- NMMA® certified
- Flotation meets or exceeds NMMA® & U.S. Coast Guard requirements
- EPA-compliant fuel system
- Bow & stern eyes
- 4 tie-off cleats
- Navigation lights
- Integral bow navigation lights
- Integral navigation lights on sides of bowfishing deck
- Horn

#### CONSOLE

- Sport steering wheel
- BayStar™ hydraulic steering
- All-welded, aluminum center console w/windscreen
- Glovebox
- Lockable storage area below

- Vertical rod holders
- Integrated hold-down eyes for securing fish storage containers
- Courtesy lighting
- Tachometer & fuel gauge
- Grab rail

#### CONSTRUCTION & EXTERIOR

- 100% aluminum, wood-free construction
- Thick .190 aluminum floor for added rigidity & a quieter ride
- 7° deadrise for a smoother, drier ride
- Welded-in, foam-filled interior side walls for quieter ride & structural strength
- Integrated sponsons at the stern—for quicker planing & better shallow-water performance
- Rubberized grip steps on sponsons for dogs boarding from the water

### STANDARD FEATURES

- Heavy-duty 1-piece, extruded aluminum gunnels for structural strength & rigidity
- Extruded bow chines for a stronger hull
- .100 5052 marine grade aluminum hull
- All-aluminum box-beam transom w/ corner braces—welded in to unitize & strengthen the hull
- Transom motor-mounting plate for increased strength & durability
- Welded-in longitudinal stringer system for fulllength support of the running surface
- Pressed-in strakes for structural strength & tracking stability
- Industry-exclusive, baked-on powder-coat finish (Forest Green) w/Sure Tread™ for longlasting durability, color & good looks
- Available in optional Grassland or Woodland camo patterns (at additional cost)

#### ELECTRICAL

- Eight 50W, 3,500 lumen LED lights around the front deck to illuminate your prey
- 500 GPH (1,893 LPH) bilge pump
- Courtesy lighting
- Interior courtesy lighting
- 2 Interstate® batteries: 1 cranking & 1 trolling
- Onboard DC generator to power LED lighting
- Rocker switches for nav lights, bilge pump & aerator pump

#### FUNCTIONAL

- VERSATRACK® accessory-mounting channel in gunnels
- Built-in fuel tank
- Trolling motor mounting surface along bow edge

#### INTERIOR

- Roomy front deck w/more space for fishing/hunting

- Removable elevated bow shooting deck w/railing, rail-mounted bow & drink holder, 2 seat pedestal bases, LED spotlights & trolling motor access hatch
- 2 movable bike seats w/1 bow & 1 aft seat bases
- Lockable gear storage drawer
- Starboard side rod holders
- Lighted, lockable storage compartment for bows w/under-lid arrow holders
- Rail-mounted utility tray w/arrow, tool & drink holders
- Sure Tread™ non-skid interior
- Padded helm cushion
- Courtesy lighting

#### LIVEWELL SYSTEM(S)

- Bow 15-gal. (57 L) rotomolded, aerated livewell w/bait bucket holder & rounded corners for easy maintenance & to protect your catch

#### TRAILER

- Custom-fit, factory-matched trailer w/color-coordinated powder-coat finish & GALVASHIELD® corrosion protection
- 13" (33.02 cm) wheels w/radial tires
- Super Lube hubs for quick & complete hub lubrication
- Pivot-up locking jack w/swivel wheel
- Heavy-duty winch w/nylon strap & bow safety strap
- Outboard motor support to reduce hull & transom stress while towing
- Heavy-duty upright load guides for easy, centered loading
- Carpeted bunks to protect hull
- Nylon tie-down straps (supplied w/boatpackage)
- Safety cables

#### TROLLING MOTOR




- Minn Kota® PowerDrive™ 12V 55-lb. thrust, 54" (1.22 m) shaft, foot-control trolling motor

# WHITE RIVER


## 1860 MVX SPORTSMAN

**\$23,495 \***

w/Mercury® 60 ELPT FourStroke  
& Custom Trailer



Lockable storage



Bay Star™ Hydraulic Steering



Extruded Bow Chines

Photographs may be shown with optional equipment and/or aftermarket accessories.

\*Actual dealer price may vary. See your authorized White River Jon Boat dealer for more details including tax, title prep and destination charges. All prices shown in U.S. Dollars.